

PACHA



# TECHNICAL SPECIFICATIONS

Yacht category: **Gulet**

Base: **Split**

Year of production: **2000 /2022**

Cabins: **4 (1 Master, 2 Double, 1 Triple)**

Guests capacity: **8+1**

Crew: **4**

Length over all: **28 m**

Beam: **6.70 m**

Draft: **2.60 m**

Engine: **man 440 hp**

Generators: **2x onan 22kw**

Fuel tank: **4.000 l**

Water tank: **3.000 l**

Max speed: **9 knots**

Superstructure: **Mahogany Oak**

Cabin deck floor: **Mahogany**

Saloon deck floor: **Mahogany**

Sun deck floor: **Teak**



# HIGHLIGHTS


---

Spacious deck spaces

Modern and elegant interior design

Beautiful exterior area with table for al-fresco dining

Relaxing front deck sunbathing area with deck chairs and jacuzzi



# ACCOMMODATION

---

Each of the cabins has wardrobe, 24 V/220 electricity, hair dryers, its own en suite bathroom, home like, with shampoo, toilet paper, soap, shower box with curtain

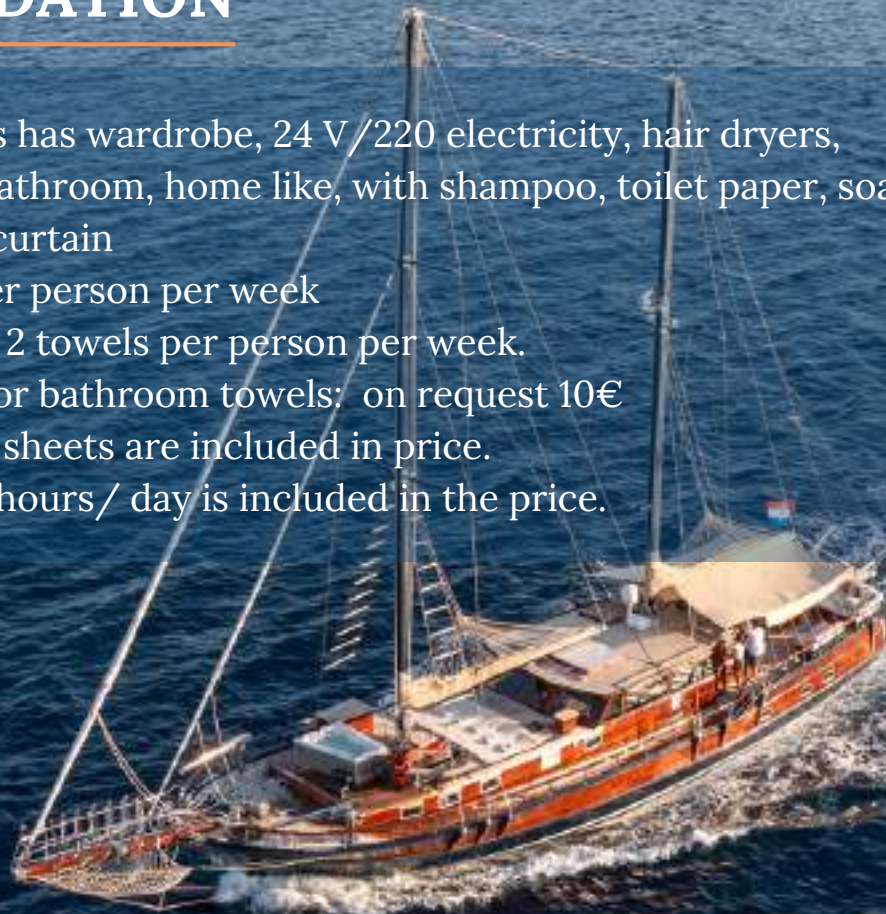
Beach towels: 1 per person per week

Bathroom towels: 2 towels per person per week.

Additional beach or bathroom towels: on request 10€


Bedding info: bed sheets are included in price.

Air-condition: 24 hours/ day is included in the price.



# DECK

The aft deck has a cushioned platform, hard top shade, al-fresco dining seating Swimming platform with a staircase and deck shower





PACHA

# FRONT DECK

The sundeck with sun mattresses and jacuzzi



PACHA



PACHA

# LEISURE EQUIPMENT

---

Tender boat BAT 440 + Yamaha 50  
Jet ski spark trix  
Water Skis  
Sea Bob  
Wakeboard  
SUP x2  
Two kayak  
Donut  
Jobe diver  
Platform  
Fishing rods

PACHA

# INTERIOR

Air conditioning throughout guest and crew areas  
The Main Saloon combines a dining area with lounge seating area with TV, salon stereo music, board games, books  
Separate crew quarters





PACHA

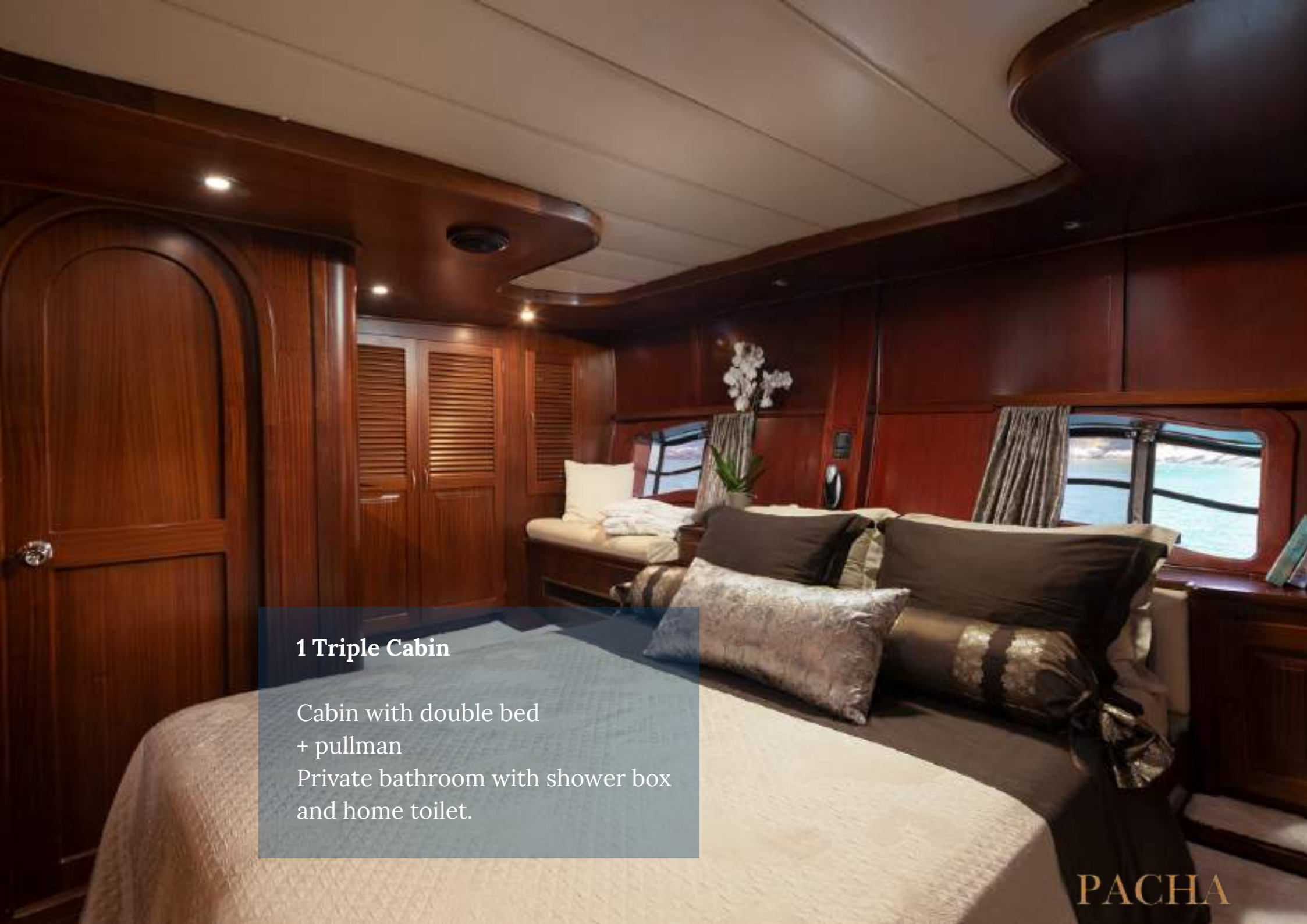
# GUEST CABIN CONFIGURATION

## 1 Master Cabin

Cabin with double bed  
Private bathroom with shower box  
and home toilet.

## 2 Double Cabins

Cabin with double bed  
Private bathroom with shower box  
and home toilet.

The image shows the interior of a yacht cabin. The walls and ceiling are finished with dark wood paneling. On the left, there is a large arched wooden door. In the center, a double bed is covered with a light blue sheet and a white blanket. To the right of the bed, there is a pullman (daybed) with several pillows, including a patterned one and a dark one. A window with a view of the sea is visible on the right side. The lighting is warm and ambient.

### 1 Triple Cabin

Cabin with double bed  
+ pullman  
Private bathroom with shower box  
and home toilet.



PACHA





PACHA



PACHA



PACHA



PACHA



PACHA